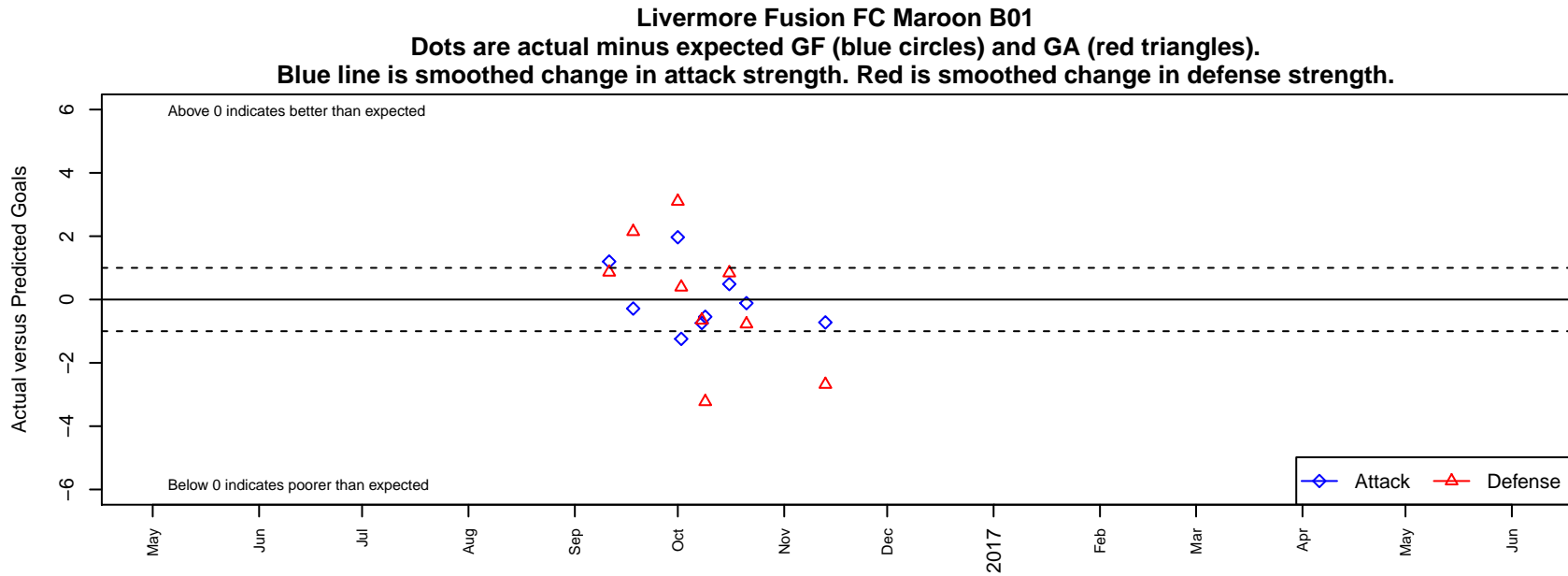


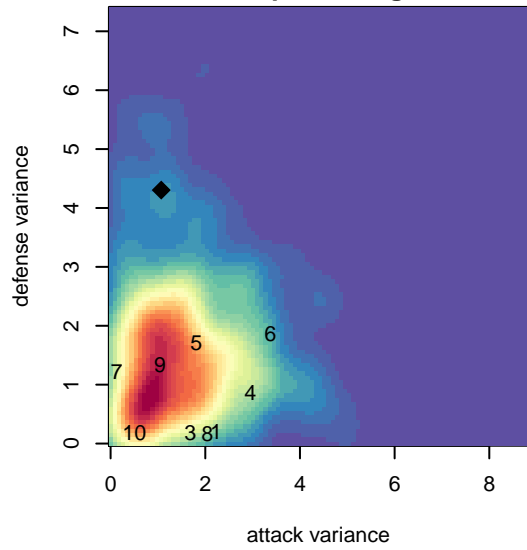
Livermore Fusion FC Maroon B01

, CAN
B01 total strength=1511
attack=13.07 defense=10.53

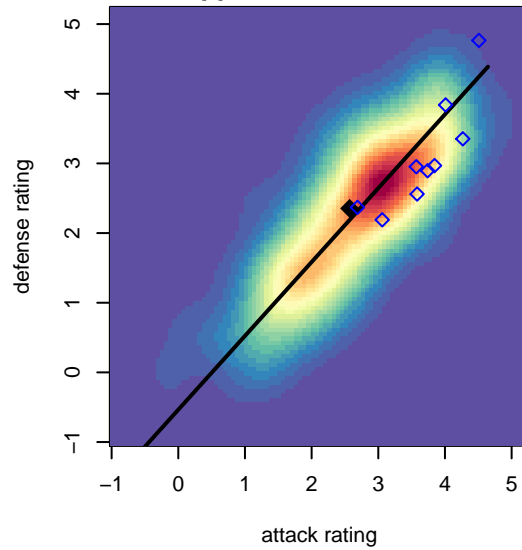
alt names used: LIVERMORE FUSION SC FUSION 01 BOYS M
Venues played: 2016 FWRL CAN CRL U16



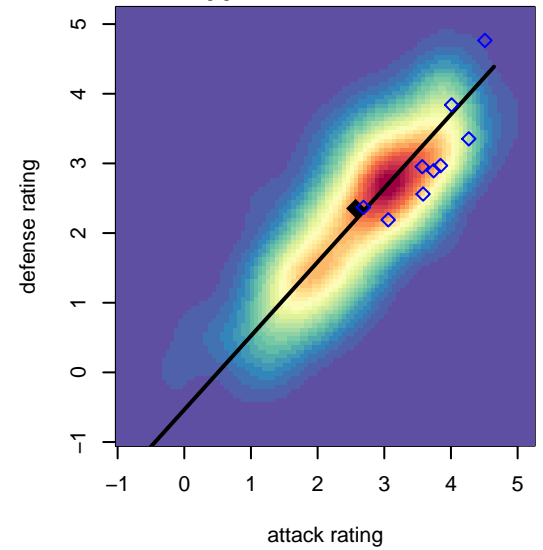
**attack and defense variance (black dot)
relative to other teams
and top 10 in region**



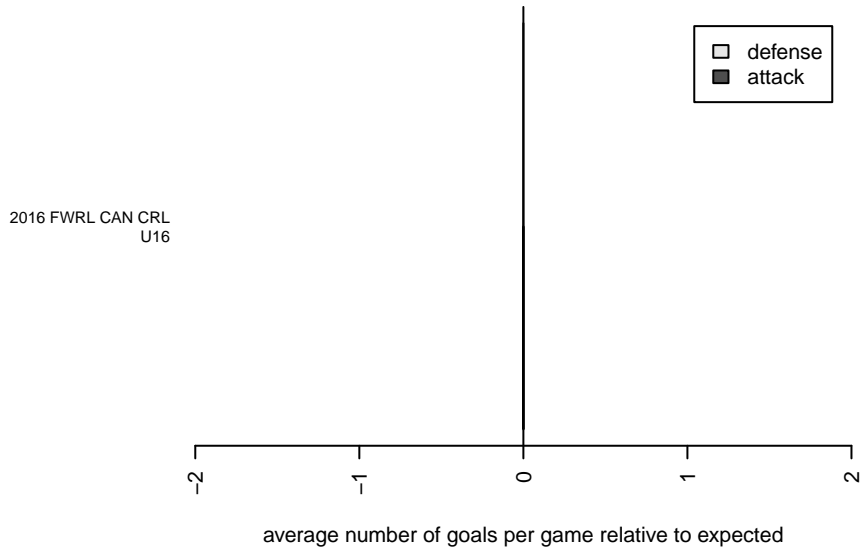
**attack and defense rating
relative to others at age
and all opponents in last 13 months**



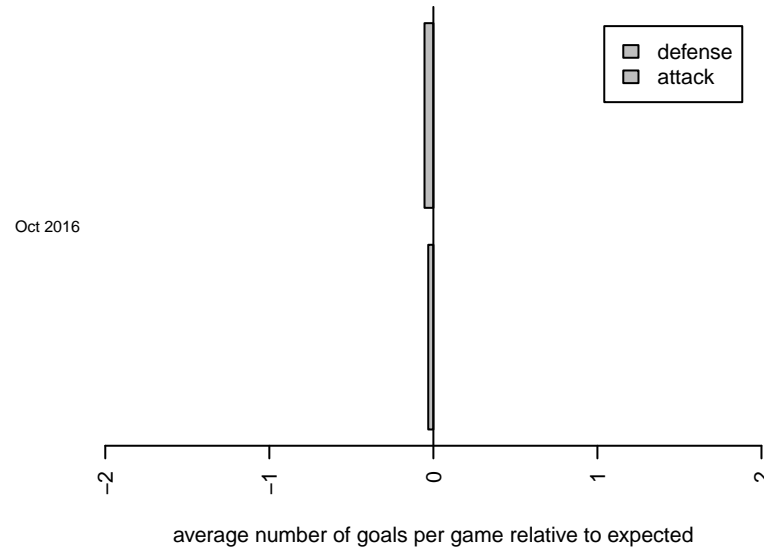
**attack and defense rating
relative to others at age
and all opponents in last 13 months**



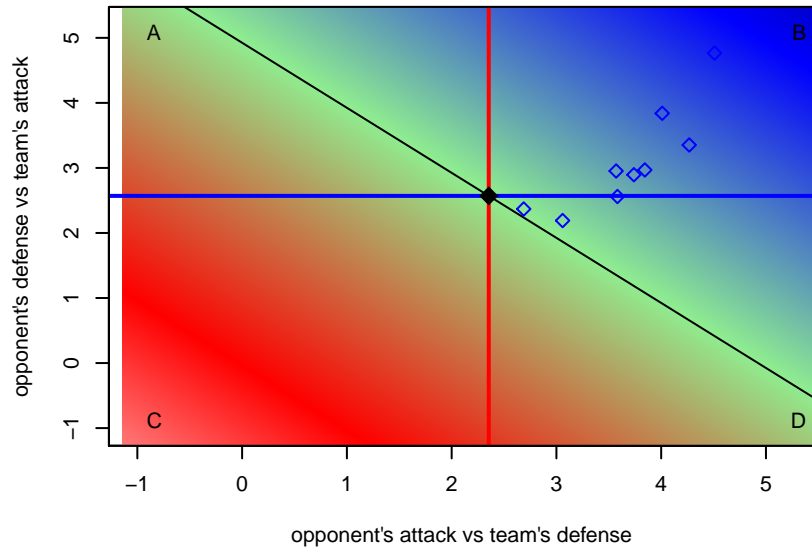
Performance relative to 13 month average



Performance relative to 13 month average



Distribution of opponents
 Red = Lose zone, Blue = Win zone, Green = Even
 Black line separates win/lose zones



lot. A=Neither has attack advantage, B=Opponent has both attack and defense advantage, C=Opponent has both attack and defense disadvantage, D=Both have

date	home		away		venue	pred.home	pred.away
16-11-13	California Northstars B01	7	Livermore Fusion FC Maroon B01	0	2016 FWRL CAN CRL U16	4.32	0.72
16-10-21	San Jose Earthquakes PDA B01	9	Livermore Fusion FC Maroon B01	0	2016 FWRL CAN CRL U16	8.23	0.11
16-10-16	Livermore Fusion FC Maroon B01	2	Merced Stockton Atlas Academy B01	1	2016 FWRL CAN CRL U16	1.51	1.84
16-10-09	El Camino Real Salinas Galaxy B01	10	Livermore Fusion FC Maroon B01	0	2016 FWRL CAN CRL U16	6.77	0.54
16-10-08	Livermore Fusion FC Maroon B01	0	Santa Clara Sporting White B01	4	2016 FWRL CAN CRL U16	0.74	3.35
16-10-02	Livermore Fusion FC Maroon B01	0	Union City Premier Academicos B01	1	2016 FWRL CAN CRL U16	1.24	1.39
16-10-01	Livermore Fusion FC Maroon B01	3	Ravenswood SC Manchester United B01	0	2016 FWRL CAN CRL U16	1.03	3.10
16-09-18	Livermore Fusion FC Maroon B01	0	Santa Clara Sporting Green B01	3	2016 FWRL CAN CRL U16	0.29	5.14
16-09-11	San Jose Earthquakes CV Pre-Academy II B01	3	Livermore Fusion FC Maroon B01	2	2016 FWRL CAN CRL U16	3.86	0.80